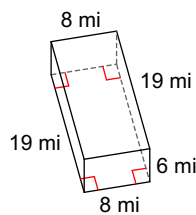


HW146 - Surface Area & Volume QUIZ Review

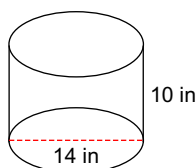
Date _____ Period _____

Find the volume of each figure.

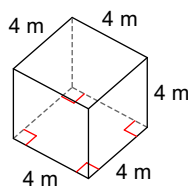
1)

**912 mi³****Find the volume of each figure. Leave your answers in terms of π .**

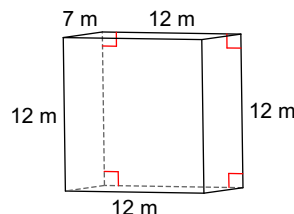
2)

**490π in³****Find the surface area of each figure.**

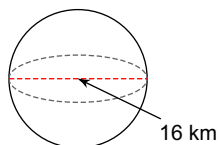
3)

**96 m²**

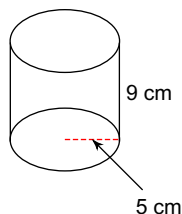
4)

**624 m²****Find the surface area of each figure. Leave your answers in terms of π .**

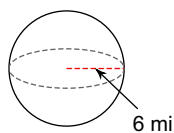
5)

**256π km²**

6)

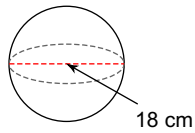
**90π cm²****Find the volume of each figure. Leave your answers in terms of π .**

7)

**288π mi³**

If the sphere below was cut into a **HEMISPHERE**, find the surface area of the hemisphere.
 Leave your answers in terms of π . (note: answer in the key is incorrect -- $243\pi\text{ cm}^2$)

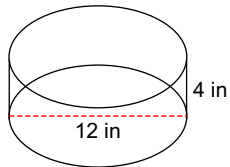
8)



$$324\pi\text{ cm}^2$$

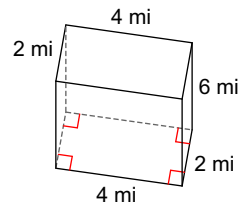
Given the volume of the shape below, find the missing side length.

9)



$$144\pi\text{ in}^3$$

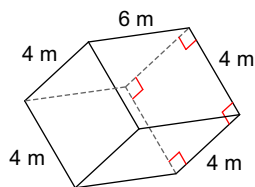
10)



$$48\text{ mi}^3$$

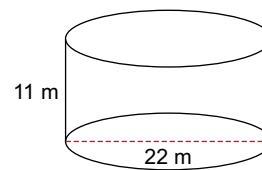
Given the surface area of the shape below, find the missing side length.

11)



$$128\text{ m}^2$$

12)



$$484\pi\text{ m}^2$$